




"an efficient statistical system providing relevant, quality statistics for the benefit of Samoa"



# Data Disaggregation on National SDG Implementation

*Prepared by:  
Lewis Sinclair*

*Principal Statistician-Census & Survey  
Samoa Bureau of Statistics*



# Content

- ▣ National Policy and Planning documents
- ▣ EPIC tool in general
- ▣ Issues identify in national policy
  - Case study: Education Sector Planning Doc.
- ▣ How EPIC address these issues
- ▣ Lessons Learned
- ▣ Way Forward



# Hierarchy Policy / Planning

National Policy - Strategy for the Development of Samoa (SDS 2016/17 -2019/20)

Sector Plan (14 Sectors of the Economy)

E.g. Education Sector Plan

Ministries/State Own Enterprises (SOEs) /Stakeholders

Corporate Plans



## EPIC tool

- ▣ A generic tool that facilitates cooperative, principle-based policy-data integration
- ▣ Enables policy analysts to understand statistical needs for monitoring policy issues
- ▣ The process of maximizing effective interaction between data and policy within the boundaries defined by agreed principles
- ▣ Review the production of indicators at the National Sustainable Development Indicator Set – One Stop Shop of Indicators for Samoa (Mapping)



# Why?

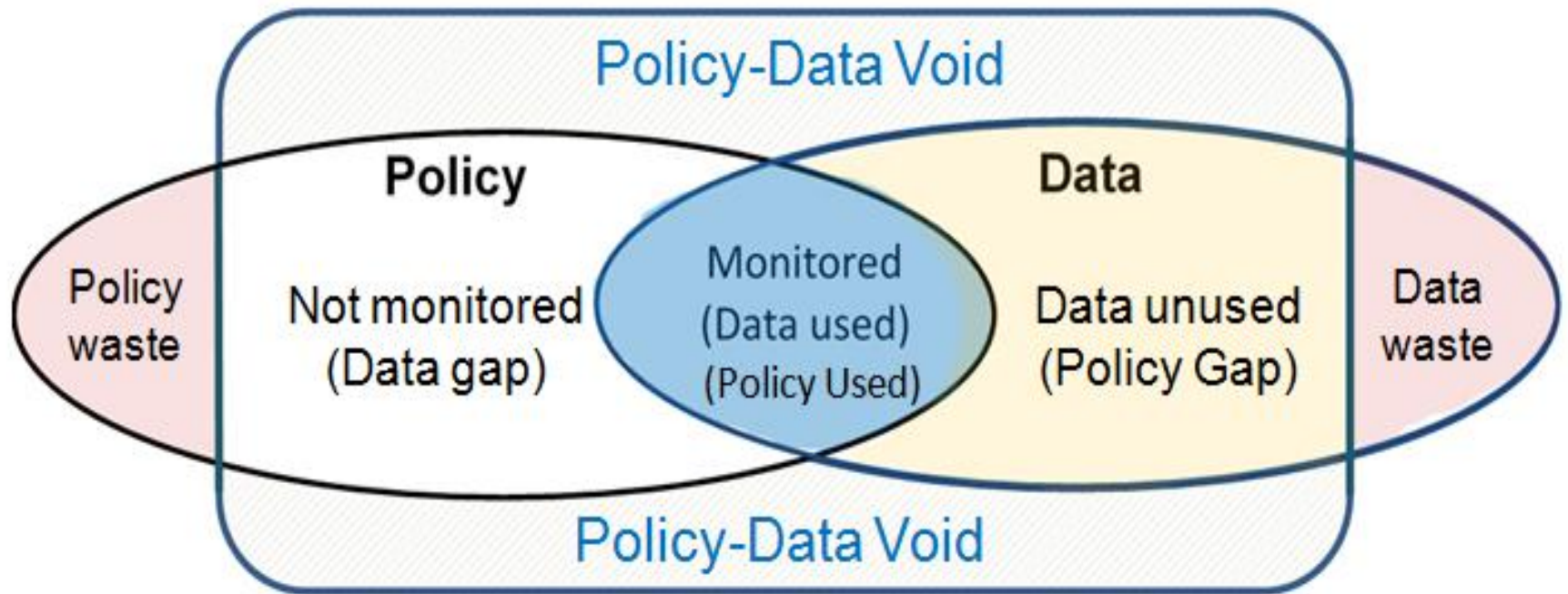
- ▣ Monitored Policy
- ▣ Data Gap and Data Unused
- ▣ Lack of policy and data



"an efficient statistical system providing relevant, quality statistics for the benefit of Samoa"

# Policy-Data Landscape

**Development Principles**  
(Social, Economic, Environmental)





# Important Definitions

- ▣ **Policy Action (Issues for Action):** a set of words identified in the policy document that articulates the scope of thought, action, or influence
- ▣ **Target Group:** those impacted upon by the selected policy (e.g.) women, agencies, forests, etc.
- ▣ **Core Concepts:** social, economic, environmental, and institutional principles that guides national policy priority setting



# Application of the Tool

List IA & TGs reflected in the policy



Associate IA & TGs to core concept



Map IA & TGs on the national indicators



Map IA & TGs on the regional/global indicators



Compare national and regional/global indicators for inconsistencies



Identify IA & TGs NOT reflected in the policy





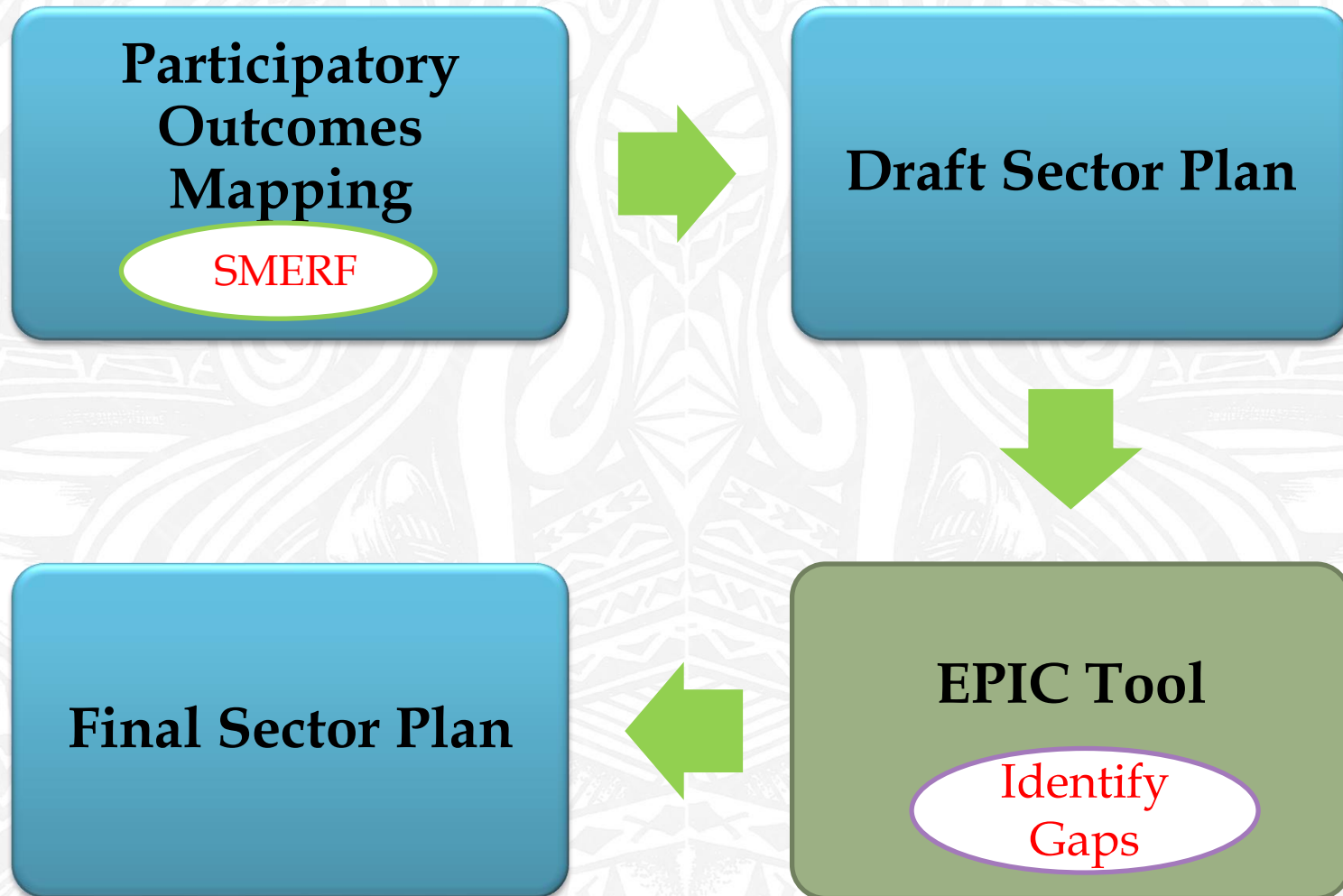
"an efficient statistical system providing relevant, quality statistics for the benefit of Samoa"

# Who uses the EPIC Tool?

- ▣ Used by policy analysts and statisticians to assess/review/formulate stages of the policy documents, for example:
  - Strategy for the Development of Samoa (SDS)
  - Sector Plans
  - Corporate Plans
  - Etc



# Linking to exiting tool





# Issues addressed by the tool

- ▣ **Case Study (Education Sector Plan)**
  - **Disconnection between the Narrative part of the policy and the corresponding logical framework (indicator framework)**
    1. **Policy Action/ Issues for Action reflected in logical framework only**
    2. **Policy Action/Issues for Action reflected in the policy narrative only**
  - ▣ **Eg.. ESP include the narratives discussing the need to address children with “disabilities”, “come from poor families”, and “live in remote areas”, but these levels of disaggregation aren’t captured in the indicator matrix which focuses mostly on just gender**



# Lessons Learned

- ▣ Most importantly, we learned that all policymakers and data producers must stop working in isolation, but work collaboratively as a “team”. The days of the blame game is over!
- ▣ Aligning Sectors Indicators with international policies such as SDG framework and many other important framework (Incheon Declaration Indicators for Education,



# Way Forward

- ▣ Sectors that are on the process of developing new sector plans are urged to use the EPIC tool to assess and review their plan in order to address data disaggregated issues
- ▣ Ongoing collaboration with all the sectors in assisting Sector Coordinators with the EPIC
- ▣ SBS to actively participate in review and developing of new Sector Plans



**Thank you  
(Fa'afetai)**